



INDÉPENDANCE

France Small & Mid

REPORT APRIL 2026 - 1/2

Indépendance AM France Small is a UCITS that primarily invests in stocks of small and medium-sized French companies with the aim of increasing the portfolio's capital value.

The fund applies the Quality Value methodology of Indépendance AM, which involves investing in companies that grow sustainably and profitably (Quality) and are undervalued (Value). This objective is associated with an extra-financial approach that includes considering environmental, social, and governance (ESG) criteria.

Investment team

PM - ANALYSTS

RESPONSIBLE INVESTMENT



William Higgons



Audrey Bacrot



Victor Higgons



Charles de Sivry



Bertille Sainte-Beuve

Comments

The fund recorded a positive performance of +7.0% in April, recovering part of the decline seen in March.

The fund increased its stake in Capgemini, as the valuation is attractive, and initiated a position in Alstom following the stock's correction. It sold TUI given the significant disruptions in the tourism sector.

Key monthly figures

NAV per share class	
Share A	922.70 €
Share X	930.65 €
Share I	1,046.87 €
Share B	1,076.72 €

Portfolio snapshot	
Investment ratio	99.33%
Number of stocks in portfolio	57
Top 10 holdings weighting	38%

Performance / risk ratios

	1Y	3Y	5Y	10Y
Performance				
Ind. France Small - X	16.7%	10.1%	7.7%	9.3%
Benchmark*	16.7%	4.4%	2.7%	5.1%
Volatility				
Ind. France Small - X	10.9%	12.6%	14.4%	17.3%
Benchmark*	13.3%	16.2%	16.8%	16.7%
Tracking Error	7.0%			

Net monthly performance	
Ind. France Small - X	7.0%
CAC Mid & Small NR	9.9%

Net YTD performance	
Ind. France Small - X	3.5%
CAC Mid & Small NR	4.5%

Trailing performance

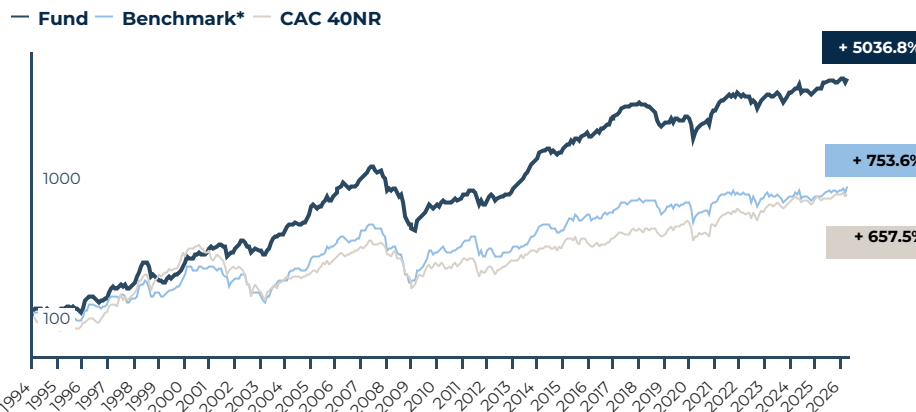
	France Small & Mid	Benchmark* CAC 40 NR	CAC 40 NR
YTD	3.5%	4.5%	0.1%
3 months	0.6%	3.7%	0.4%
6 months	6.7%	5.4%	0.7%
1 year	16.7%	16.7%	9.6%
3 years	33.7%	13.8%	16.3%
5 years	44.7%	14.1%	45.2%
10 ans	143.1%	64.6%	129.2%
Inception	5036.8%	753.6%	657.5%

Performance per year

	France Small & Mid	Benchmark* CAC 40 NR
1994	14.3%	-2.2%
1995	-5.8%	-3.8%
1996	26.8%	31.6%
1997	22.0%	9.8%
1998	14.3%	12.4%
1999	21.8%	24.5%
2000	26.7%	16.4%
2001	0.3%	-17.0%
2002	3.1%	-17.5%
2003	29.9%	22.6%
2004	40.1%	27.0%
2005	31.1%	34.9%
2006	30.8%	16.9%
2007	4.1%	1.5%
2008	-52.9%	-53.2%
2009	33.7%	62.8%
2010	14.7%	13.0%
2011	-10.4%	-17.2%
2012	23.9%	12.9%
2013	66.2%	28.5%
2014	15.6%	8.4%
2015	36.4%	28.7%
2016	26.6%	2.9%
2017	26.7%	23.8%
2018	-30.2%	-20.2%
2019	19.8%	21.3%
2020	9.5%	-0.1%
2021	32.8%	18.6%
2022	-9.5%	-12.0%
2023	11.7%	3.9%
2024	-1.2%	-3.6%
2025	23.0%	16.3%
YTD	3.5%	4.5%

Evolution of the fund's NAV

Performance (in %, net of fees, log. scale)



Past performance is not indicative of future performance

*The fund's benchmark index has been the CAC Mid & Small NR index since 12/31/2016. The CAC Small NR was the benchmark index from 12/31/2004. Before that, the index was the SBF Second Marché. The benchmark index performances presented in this document for periods starting before 12/31/2016 are linked to the performances of these three indices.

France Small & Mid

Asset class

PEA

Elegibility

SFDR Article 8

Responsible Investment

452 M€

Fund assets

Risk / Return Profile

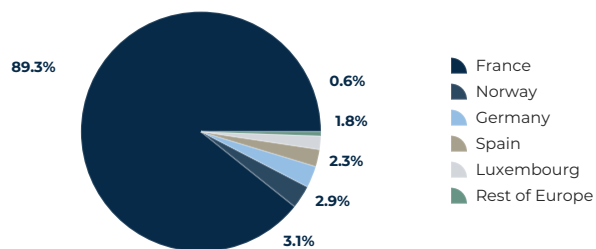
1 2 3 4 5 6 7

Lower risk, potentially lower returns; higher risk, potentially higher returns.

France Small & Mid

REPORT APRIL 2026 - 2/2

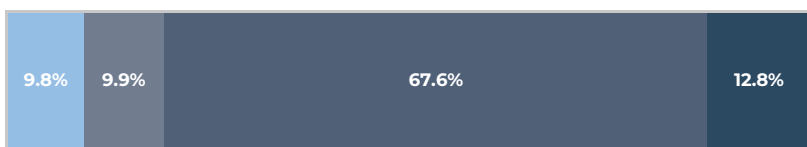
Geographic breakdown



Fund financial ratios (year N)

	P/B	P/E	Div. Yield
France Small & Mid - median	1.4	10.7	1.60%
France Small & Mid - weighted average	2.6	11.1	2.10%
Benchmark average	3	18.3	3.40%
Difference vs. weighted average	-13.3%	-39.3%	-130bps

Market cap breakdown



■ <500M€ ■ 500M-1Mds€ ■ 1-10Mds€ ■ >10Mds€

3,406 M€
Average capitalisation

1,648 M€
Median capitalisation

Main variations over the month

Stocks	Perf	Comments
Outperformance vs the benchmark		
Mersen	43.8%	Strong Q1 and improved outlook
Nexans	37.6%	Strong Q1 and acquisition of Republic Wire in the US
Edenred	24.7%	Q1 revenue growth and guidance reaffirmed
Viel et Compagnie	24.4%	Increased market volatility
Aubay	20.0%	Q1 revenue up and annual guidance reaffirmed
Underperformance vs the benchmark		
Hoegh Autoliners	-4.6%	Nothing to report
Compagnie Des Alpes	-6.1%	Disappointing Q2
Dassault Aviation	-7.0%	Discussions regarding contract terms with India
Vår Energi Asa	-7.1%	Lower oil prices during the first half of April
Maurel & Prom	-7.8%	Lower oil prices during the first half of April

Portfolio breakdown

Sector breakdown

Sectors	Weight
Media	13.9%
Capital Goods	13.3%
B2B Services	12.5%
Energy	12.2%
Financials	11.9%
IT / ext. R&D	7.7%
Consumer Goods	4.4%
Food & Beverage	4.3%
Retailing	4.0%
Auto. & Parts	3.8%
Defence	3.4%
Engineering & Construct.	3.4%
Others	1.8%
Transportation	1.3%
Real Estate	1.2%
Paper & Packaging	0.6%
Materials / building	0.3%
Total	100%

Main investments

Stocks	Weight
Maurel & Prom	4.3%
Viel et Compagnie	4.3%
Scor	4.2%
Elis	4.2%
Electricite de Strasbourg	3.9%
Ldc	3.6%
Dassault Aviation	3.3%
Technip Energies	3.3%
Ipsos	3.3%
Publicis	3.2%

Stocks market capitalization (in M€)

>10Mds€	Dassault Aviation
	Publicis
	Capgemini
	Vår Energi Asa
	Rexel
	Alstom
	Ctt
	Technip Energies
	Nexans
	Elis
1-10Mds€	Scor
	Edenred
	Ldc
	Covivio Hotels
	Cie Automotive
	Tp
	Trigano
	Seb
	Sopra Steria
	Vicat
	Lagardere Sa
	The Navigator Company
	Coface
	Hoegh Autoliners
	Opmobility
	Maurel & Prom
	Alten
	Pluxee
	Electricite de Strasbourg
Havas	
500M-1Md€	Ipsos
	Stef
	Derichebourg
	Tfl
	Viel et Compagnie
	Compagnie Des Alpes
	GI Events
	Savencia
	Jost Werke
	Saf-holland
<500M€	Mersen
	Bassac
	Synergie
	Aubay
	Crit
	Voyageurs Du Monde
	Nrj
	Jacquet Metal
	Groupe Guillin
	Quadient
Delta Plus	
Sword Group	
Fontaine Pajot	
Vente-unique	
Dekuple	
Moulinvest	
Poujoulat	

Fund characteristics

Characteristics	
Legal form	SICAV
Valuation	Daily
Currency	EUR
Recommended holding period	> 5 years
Subscriptions	Daily
Redemptions	Daily
Depository bank	CACEIS Bank Luxembourg
Fund administrator	CACEIS Bank Luxembourg
Risk level	4 over 7
Eligible	PEA

Fees	Share A	Share X	Share I	Share B
Subscription fees	0%	0%	0%	2%
Min. subscription amount	1 share	1 share	1 share	5M€
Redemption fees	0%	0%	0%	1%
Management fees	1,95%	1,95%	1,40%	1,20%
Outperformance fees	10%	10%	10%	10%

ISIN codes	
Share A	LU0131510165
Share X	LU0104337620
Share I	LU1964632324
Share B	LU2857867548

Main risks

Equity risk

The fund is invested at least 75% in equities; the fund's value can significantly decrease if equity markets fall. Equity markets have experienced wide fluctuations in the past and are likely to do so in the future.

Investing in equities, and therefore in the fund France Small & Mid, is inherently risky.

Capital loss risk

The fund has no guarantee or protection; the initially invested capital may not be returned.

Past performance does not predict future performance; they are not constant over time. The fund and indices are calculated with dividends reinvested. The fund's performance is calculated net of management fees. This fund is not capital guaranteed. This communication is of a commercial nature. Investing in UCITS involves risks: it is advisable, before any subscription, to consult the KID and the prospectus (the Regulatory Documentation) available in French on www.independance-am.com/ taking into account the characteristics and sustainability objectives. Investor rights are established by the Regulatory Documentation as well as by the complaints handling policy, which is available on www.independance-am.com. Independance Asset Management may, at its own initiative, decide to cease marketing the UCITS it manages in certain states.